



HOW TO Write POEMS

JOSEPH COELHO

ILLUSTRATED BY
Matt Robertson



BLOOMSBURY
Activity Books



Bloomsbury Children's Books
An imprint of Bloomsbury Publishing Plc

50 Bedford Square
London
WC1B 3DP
UK

1385 Broadway
New York
NY 10018
USA

www.bloomsbury.com

BLOOMSBURY and the Diana logo are trademarks of Bloomsbury Publishing Plc

First published in Great Britain 2017

Copyright © Joseph Coelho 2017
Illustrations copyright © Matt Robertson 2017


The rights of Joseph Coelho and Matt Robertson to be identified as the Author and Illustrator of this work respectively have been asserted under the Copyright, Designs and Patents Act 1988.

All rights reserved. No part of this publication may be reproduced or transmitted in any form or by any means, electronic or mechanical, including photocopying, recording, or any information storage or retrieval system, without prior permission in writing from the publishers.

A catalogue record for this book is available from the British Library.

Library of Congress Cataloguing-in-Publication data has been applied for.

ISBN: 9781408889497



2 4 6 8 10 9 7 5 3 1

Printed and bound in China by Leo Paper Products, Heshan, Guangdong



His eyes glint like the blackest Obsidian rocks,
his mouth is filled with Quartz crystals,
his temper flares like a lava shock,
his shout is like a firing pistol.

Sand

Mud

Copper

Rocks

Ground

Mountains

Volcanoes

Iron

Quartz

Stones

Obsidian


Crystals

Add your own!

A blank sheet of white paper with light blue horizontal ruling. A vertical red line runs down the left side, creating a margin. In the top right corner, there is a small illustration of a yellow pencil pointing towards the center. At the bottom center, the number "109" is printed. In the bottom right corner, there is a blue speech bubble containing the text "Turn over for extra writing space!".

109

Turn over for extra
writing space!



YOU ARE A POET

Use the earth itself to write a GIANT poem.
You will need:

- ✧ A sturdy stick
- ✧ A place with muddy, earthy ground or a sandy beach (if you don't have either of these, but you do have some pebbles, turn to the next 'You Are a Poet' challenge!)

Use the stick to write a poem in the mud or the sand. Is your poem inspired by the earth itself? Try making the letters different sizes.

His voice was like a zip
on a broken pencil case.

SILLY
SIMILE
ALERT



YOU ARE A POET

Try making a poem out of pebbles! Gather lots of smooth pebbles, about the size of your palm. Grab a permanent marker and write your poem one word at a time - a word on each pebble. Lay the pebbles out in front of you to make sentences. Try rearranging the pebbles to create new poems, or drop them into a bag, wiggle them around, and drop them out to create random sentences. You could take a photo of any poems you like and stick them on these pages!