


My storytelling scrapbook



Draw a picture of yourself here!

By:

Aged:

This scrapbook is full of activities to help you tell your story, explore cultural traditions, and create a piece of history to look back on in the future.

Fill these pages with drawings, photos, memories and experiences of you and the important people in your life.




Connecting
Stories



ARTS COUNCIL
ENGLAND

All about me



Complete this section to create a snapshot of your life at _____

As you get older, you might find it interesting to have another go at answering the questions to see how your responses change over the years!

Who is your favourite person?

What makes you laugh?



Where do you feel happiest?

What do you like about yourself?

What are you good at?





What do you like to do after school?

What are your hobbies?



What is your favourite thing to eat?




What do you like to read?



Who do you look up to?

What do you want to be when you grow up?




Where I live



Write a postcard to children of the future about what life looked like in your area when you were growing up.


Create a picture of where you live and write about your life there. You can draw and write about anywhere that means something to you – it doesn't have to be your home, you can draw and write about anywhere that means something to you. This could be your friends home, your school, where you like to play sport.



Draw here!



Write here!



Parent tip: Help your child take a photo of friends or family in their favourite place. They can either print and stick it in or draw a copy of it. This activity is great to build a sense of pride in where they come from!



The generation game

Find someone in your family and get to know more about them! This activity is a great chance to compare your experiences, values and interests now with people when they were your age. Try filling it out together in your home language – it doesn't have to be English! You might even want to write the questions on flashcards and interview each other.

Tip: Discussing these themes together and hearing about each other's experiences helps you build a sense of identity.

Fill out names of who you speak to!

Me

I live in:

I live with:

The languages we speak at home are:

At home, we eat:

My favourite family celebration, is:

The person I look up to, is:

My happiest memory so far, is:

I grew up in:

I lived with:

The languages we spoke at home were:

The food we ate at home was:

My favourite family celebration, was:

The person I looked up to was:

My happiest memory of childhood is:

I grew up in:

I lived with:


The languages we spoke at home were:

The food we ate at home was:

My favourite family celebration, was:

The person I looked up to was:

My happiest memory of childhood is:



My favourite family recipe



Do your family or friends have a special recipe that you love to make together, or perhaps a dish that has been passed down through the generations?

Write your recipe below, either from memory or copied from a recipe book. Remember, it doesn't have to be written in English if a different language is easier for you.

Cooking recipes is a fun way to develop traditions while practicing reading and listening outside of school!



Tip: Try describing the ingredients, what they taste like and where they come from.

Name of dish:

Ingredients you will need:

Equipment you will need:

Method:

I like this recipe because...

Don't forget to send us photos of you enjoying your tasty treat or meal at connecting.stories@literacytrust.org.uk for a chance to win a fantastic prize bundle and get featured on our social media page.



Create your own family playing cards

Now you have discovered more about the people in your life, turn them into a card game! You can make the cards yourself at home by using the templates below.

Choose 8 people in your life and have a think about their best qualities. These will make the playing card categories!


Use the example here for inspiration and cut out as many cards as you need using the template.



Cut me out with the help of an adult!




As they fill in the cards, ask your child questions about what they have written or picked! You might want to ask why they are picking a high or low score to encourage them to reflect on the people in their lives.



Create your own family playing cards

How to play

- Fill in your playing cards before shuffling them and splitting the cards equally between everyone playing. 
- Each player puts their cards into their own pile and must keep them to themselves so no-one else can see!
- Ask one person to put a card down with the highest number in one category and the other players must put one of their cards down with the highest rating in that category.
- You could say 'I'm playing my mum whose jokes are 9/10' and wait to see if other players have a bigger number for jokes, so will take your card! The person with the most cards wins.

These are the back of your family playing cards set! 



**Create your
own family
playing cards**



**Create your
own family
playing cards**

 Cut me out with the help of a parent! 

Have a think about their best qualities, to create the playing card categories! You might want to rate them on their jokes, brains, bravery, kindness, or how good they are at sports out of 10.

Playing card games is a perfect opportunity to boost your concentration and social skills like sharing and listening to others.

Creating cards of your favourite people helps you share your experiences and memories together.





Cut me out with the help of a parent!

--	--

--	--

--	--

--	--

--	--

--	--

These are the back of your family playing cards set!

**Create your
own family
playing cards**

**Create your
own family
playing cards**

**Create your
own family
playing cards**

**Create your
own family
playing cards**

**Create your
own family
playing cards**






**Create your
own family
playing cards**

A history of me in three objects

Help us get to know you by doing a show and tell of three things that are important to you. These could be a photograph, a toy, a souvenir from a trip or an item linked to a hobby or your faith.


Draw or stick in photos of your items and talk through them with your friends or family. When you've finished, ask them to do the same with their own special items.

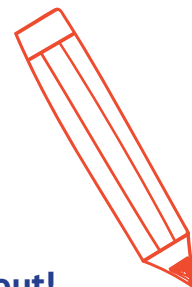
Did you know? Using objects is a great way to start conversations around your memories and the things that are important to you. It can make talking about yourself a little less scary!



Our voices

Explore the languages around you with this quick activity - see how many you know and if you discover some new ones. You will be amazed to learn about all of the voices that shape your community.

- Circle the languages you can speak
- Draw a star next to the languages  that your friends or family speak
- Colour in the languages bubbles you think people on your road speak
- Draw a smiley face next to the language you would like to learn more about!



Arabic Bengali British Sign Language Chinese

English French Gujarati Hindi

Italian Kurdish Konkani Latvian

Lithuanian Nepalese Panjabi Persian/Farsi

Polish Portugese Scottish Slovakian

Somali Spanish Turkish

Welsh Urdu

 Why not have a go at writing hello in as many languages as you can on this page? More advanced writers might like to write down their favourite things to say in other languages.

